

CREATANIUM *WALLET*

How to get started with our web wallet

About this wallet

Your Creatanium tokens are kept within our internal network to ensure seamless transactions within and outside our ecosystem

The following guideline is for the Creatanium web wallet only. As the interface will undergo constant changes, please refer to PLMP FINTECH official website for the latest version.

Last update: 20/12/2018


Sign-up Process

STEP 1:

Go to: <https://www.creatanium-wallet.com/signup>

STEP 2:

Enter your details:



The screenshot shows the Creatanium sign-up form. At the top, there is the Creatanium logo and the text "CREATANIUM". Below this, there are two tabs: "LOGIN" and "SIGN UP", with "SIGN UP" being the active tab. The form contains the following fields: "FIRST NAME" (with a placeholder "FIRST NAME"), "LAST NAME" (with a placeholder "LAST NAME"), "MOBILE NUMBER" (with a dropdown menu showing "+65"), "EMAIL ADDRESS" (with a placeholder "EMAIL ADDRESS"), and "PASSWORD" (with a placeholder "PASSWORD" and an eye icon for visibility). At the bottom of the form, there is a checkbox labeled "I agree with the following T&C" which is checked, and a blue "SUBMIT" button.



Sign-up Process

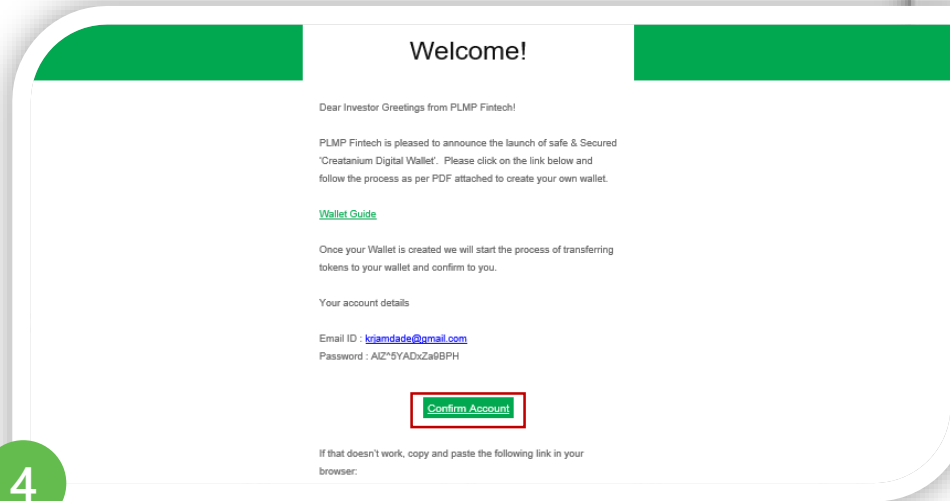
STEP 3:

Verify the confirmation link sent via e-mail.
Gmail users: Check the **Promotions** tab/inbox
Other e-mail providers: Check the **Spam** box/inbox

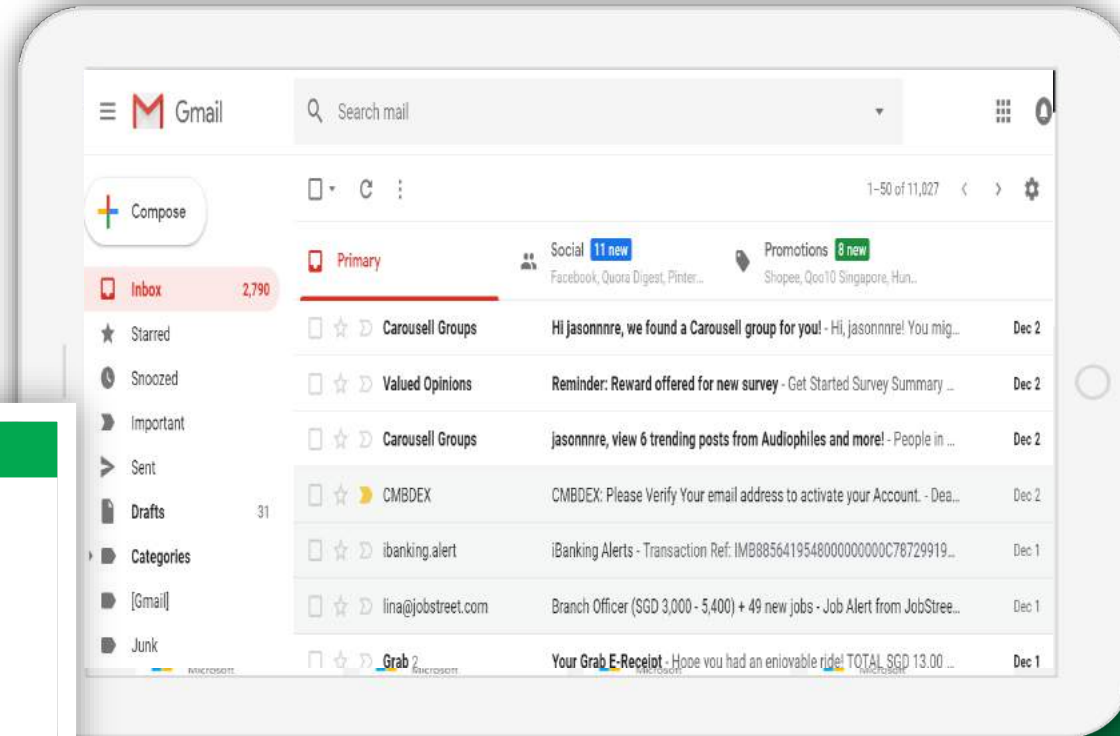
3

STEP 4:

Click on “Confirm account”.



4



Sign-up Process

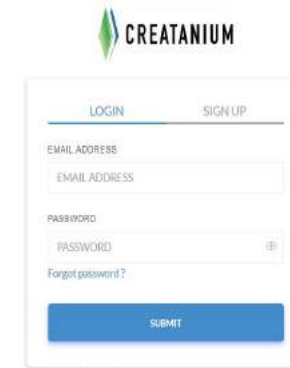
STEP 5:

You will be redirected to the Login page. Enter your details.

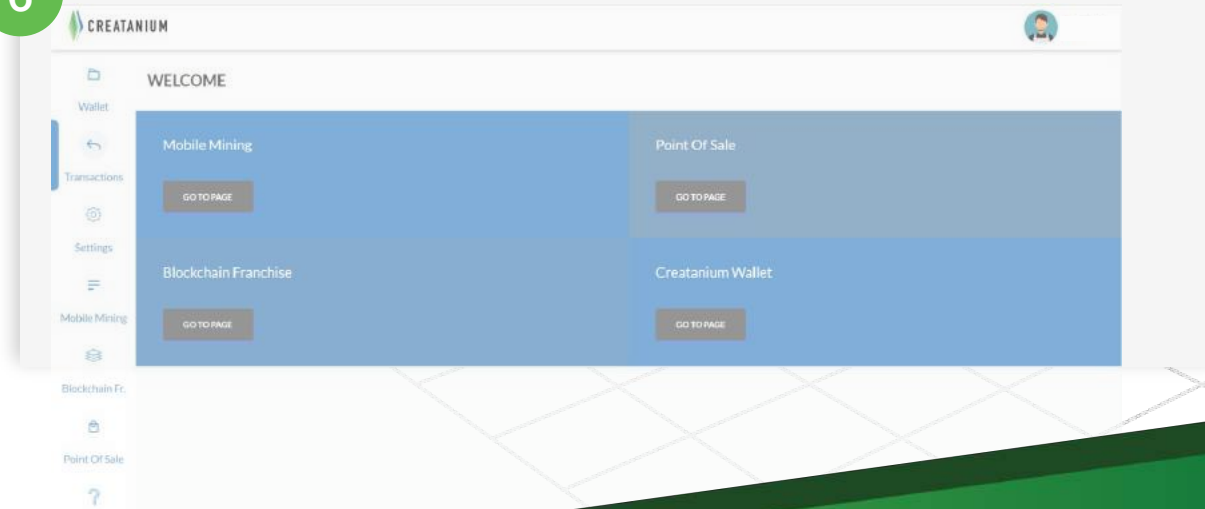
STEP 6:

Click on the **“Go to page”** button under the Creatanium Wallet section.

5



6

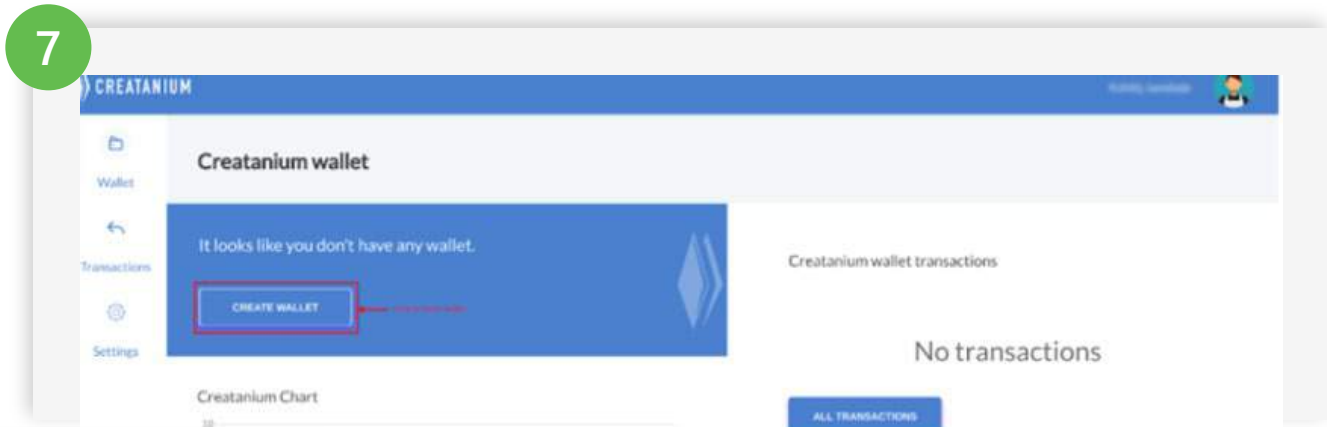


You are almost ready!

STEP 7:

Click on “**Create Wallet**”.

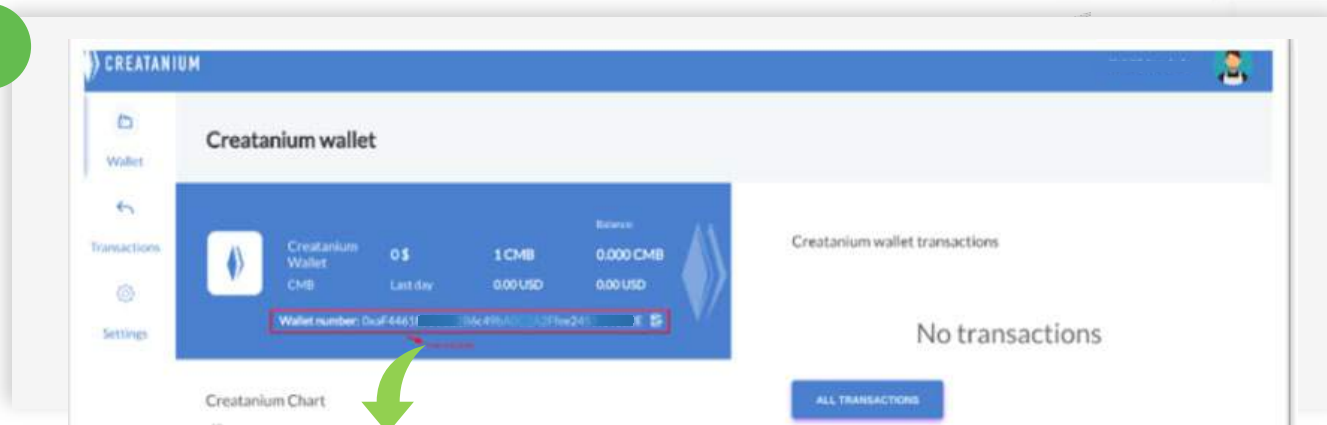
7



STEP 8:

Your **wallet address** will be **generated** once you **refresh the page**.

8



Wallet Address

The CREATANIUM WALLET allows you to send your tokens to anyone, anywhere and on any device, provided the receiver has a valid wallet address.

How to use the *CREATANIUM* **WALLET**

How to **send** and **receive** tokens?

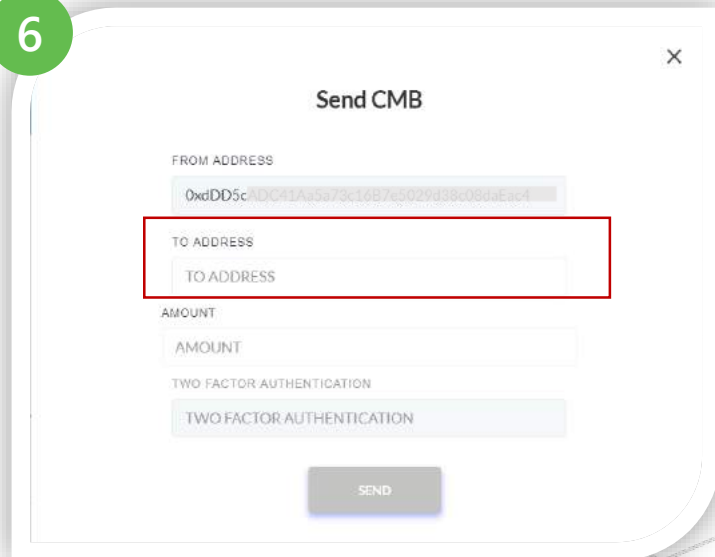
STEP 1:

Click on "Send".

STEP 2:

Enter the receiver's wallet address.

6



Send CMB

FROM ADDRESS
0xdD5c1DC41Aa5a73c16B7c5029d38c084Eac4

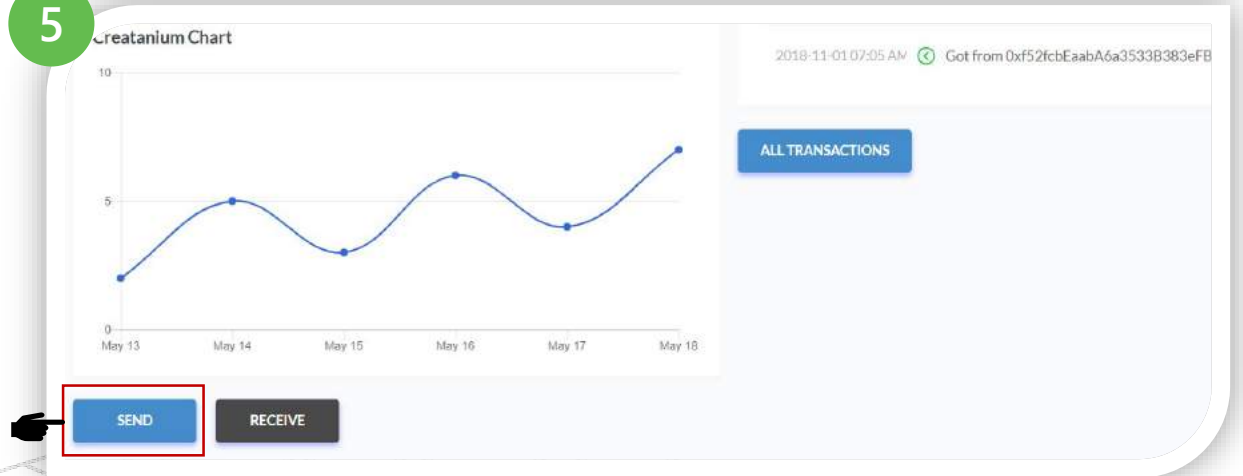
TO ADDRESS
TO ADDRESS

AMOUNT
AMOUNT

TWO FACTOR AUTHENTICATION
TWO FACTOR AUTHENTICATION

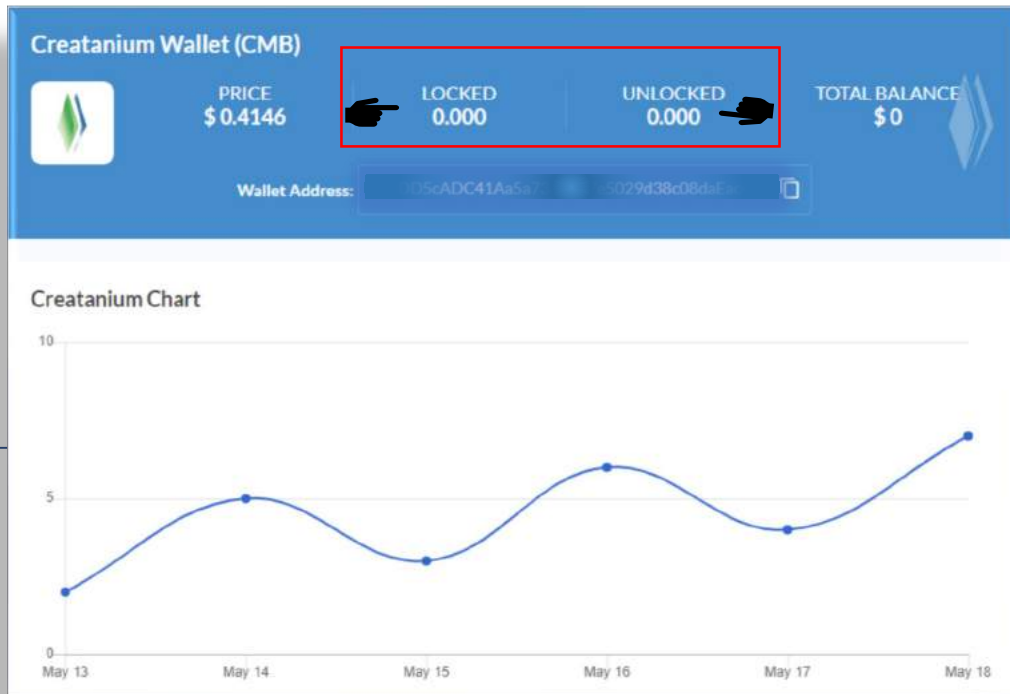
SEND

5



Note: The "To Address" tab needs to be filled up with the receiver's wallet address in order to proceed with the token transfer.

Main Panel



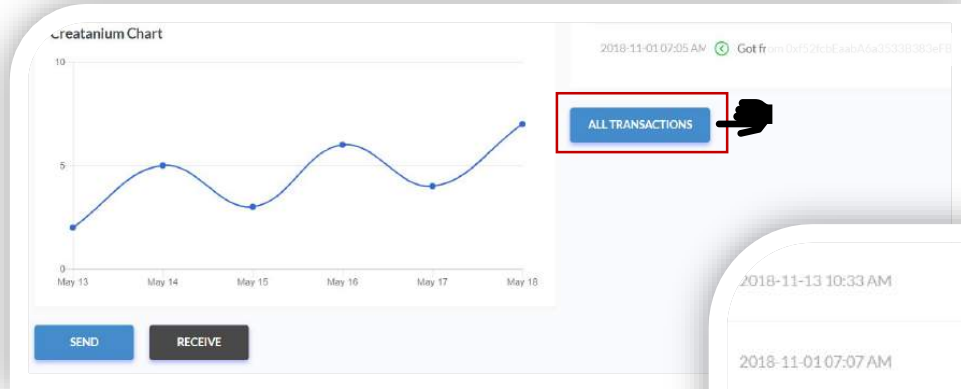
The purchased tokens are divided between the “**Locked**” and the “**Unlocked**” tab.

Locked: These tokens will be transferred to the “Unlocked” tab once their vesting period is over. Before that, they cannot be used for transactions.

Unlocked: These token can be used anytime for cash-out or transactions.

How to check the past transactions?

1. Click on “All Transactions”.




2018-11-13 10:33 AM Creatanium Got from 0xf52fcbEaa3533B383eFBc4F476D448be77aC Success + 1,000 CMB

2018-11-01 07:07 AM Creatanium Sent to 0xf52fcbEaa3533B383eFBc4F476D448be77aC Success - 1,000 CMB

Sender address	0xf52fcbEaa3533B383eFBc4F476D448be77aC
Destination address	0xf52fcbEaa3533B383eFBc4F476D448be77aC
Transaction hash	a9365283-73a...
Vesting Period	29-11-2019

2018-11-01 07:05 AM Creatanium Got from 0xf52fcbEaa3533B383eFBc4F476D448be77aC Success + 1,000 CMB

Sender address	0xf52fcbEaa3533B383eFBc4F476D448be77aC
Destination address	0xf52fcbEaa3533B383eFBc4F476D448be77aC
Transaction hash	304ced86-f...

2. Click on  to view your vesting period.

Note : The vested tokens will be released based on the date of the agreement contract.

Forget Password?

1



LOGIN SIGN UP

EMAIL ADDRESS

PASSWORD

 [Click on Forget password](#)

2



FORGOT PASSWORD?

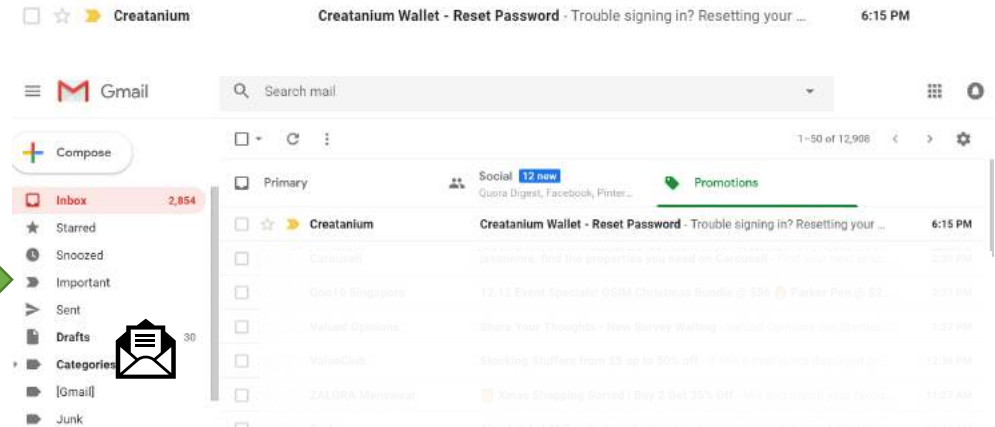
Enter your email account that you registered your wallet with us

EMAIL ADDRESS

SUBMIT

3

Reset Password email will be sent to your email address.



4

Trouble signing in?

Resetting your password is easy. Just enter the reset code given below on the reset password page to confirm your new password. We'll have you up and running in no time.

Reset Code :
dd393462-3c2c-45d5-b0a7-9dd8b0eb5048

Copy and paste the reset code.

5



RESET PASSWORD?

EMAIL ADDRESS

RESET CODE

Send reset code?

PASSWORD

Submit

Enter your **New Password**. You can login with your new password.

Frequently Asked Questions (FAQ)

FAQ

Question : When will I be able to see my tokens in the wallet?

Answer: The tokens will be distributed once your Creatanium has been created and the related address generated. Please refer to **step 8** of the Sign-Up Process.

Question: What is the transaction hash and how to find it?

Answer: The transaction hash (txid) is a set of letters and numbers used as the unique identifier of a transaction (depositing/withdrawing). These indicators can be found in the section of the wallet dedicated to your past transactions.

Question: Can I reverse or cancel a transaction?

Answer: A transaction that has been successfully completed and approved by the network cannot be reversed nor cancelled.

Question: What should I do if I have transferred tokens to the wrong Creatanium wallet address?

Answer: A reversal only can be executed if sender and receiver mutually agree for it to happen.

Questions : Do I need to pay any transaction fee?

Answers: Transfers to other Creatanium wallets do not incur in any fee. The cost of a transaction to an external wallet will be charged to the sender.

FAQ

Question : Which digital currencies does the Creatanium Wallet accept?

Answer: The Creatanium Wallet currently allows for the storage of Creatanium, Etheruem and Bitcoin. More tokens will be integrated in the future.

Question: How do I cash out my Creatanium tokens?

Answer: Please refer to the attached guide.

Question: How to log into my Creatanium Wallet if I have lost my password?

Answer: If you have lost your Creatanium Wallet password, you will be able to reset it through the "Forget Password" link in the login page. Please refer to your service provider (i.e. Yahoo) if you need to retrieve your e-mail password.

You have now completed the Creatanium Web Wallet Tutorial.

Should you require any clarification or further assistance, you may contact our OTC staff via e-mail at otc.group@plmp-fintech.com.sg or via phone at 6481 5408.

Thank you